

VEGETABLES

ESL WORKBOOK




Name _____


Date _____

VEGETABLES


Identify the pictures below. Use the word bank below to name each picture.




.....



.....



.....



.....

Word Bank:


cucumber	sweet potato	bell pepper	beetroot
----------	--------------	-------------	----------

Name _____


Date _____

VEGETABLES

Identify the pictures below. Use the word bank below to name each picture.



.....



.....



.....



.....

Word Bank:


potato	cabbage	broccoli	turnip
--------	---------	----------	--------

Name _____

Date _____

VEGETABLES


Identify the pictures below. Use the word bank below to name each picture.



.....



.....



.....



.....

Word Bank:

artichoke	carrot	eggplant	onion
-----------	--------	----------	-------

Name _____


Date _____

VEGETABLES

Identify the pictures below. Use the word bank below to name each picture.




.....



.....



.....



.....

Word Bank:


garlic	zucchini	celery	pumpkin
--------	----------	--------	---------

Name _____

Date _____

SENTENCE WRITING

Look at the picture below. Write a sentence that tells about the picture.




Name _____

Date _____

SENTENCE WRITING

Look at the picture below. Write a sentence that tells about the picture.




Name _____

Date _____

SENTENCE WRITING

Look at the picture below. Write a sentence that tells about the picture.




Name _____

Date _____

SENTENCE WRITING

Look at the picture below. Write a sentence that tells about the picture.




Name _____

Date _____

SENTENCE WRITING

Look at the picture below. Write a sentence that tells about the picture.



Name _____

Date _____

SENTENCE WRITING

Look at the picture below. Write a sentence that tells about the picture.



Name _____

Date _____

SENTENCE WRITING

Look at the picture below. Write a sentence that tells about the picture.



Name _____

Date _____

MY FAVORITE VEGETABLE

What is your favorite vegetable?

A cartoon illustration of a young girl with blonde hair, wearing a red shirt and grey shorts, holding a large orange pumpkin. She is standing on the right side of the page, which is filled with horizontal lines for writing.

Date _____


What are the steps in making a vegetable dish?

[illegible]

Name _____

Date _____

COUNTING VEGETABLES




Find and count the following items.



Name _____

Date _____

COUNTING VEGETABLES



Find and count the following items.




Name _____

Date _____

VEGETABLE GRAPH

Find and graph the items listed. Then answer the questions below.



10				
9				
8				
7				
6				
5				
4				
3				
2				
1				



How many of each?









Which item did you find the most of? _____



Which item did you find the least of? _____

Name _____

Date _____

VEGETABLE GRAPH

Find and graph the items listed. Then answer the questions below.



How many of each?









Which item did you find the most of? _____





Which item did you find the least of? _____

Name _____

Date _____

FINISH THE PATTERN

Look at the patterns below. Cut out the images at the bottom. Paste the image that comes next in each pattern.






Name _____

Date _____

FINISH THE PATTERN

Look at the patterns below. Cut out the images at the bottom. Paste the image that comes next in each pattern.








Name _____

Date _____

FINISH THE PATTERN

Look at the patterns below. Cut out the images at the bottom. Paste the image that comes next in each pattern.




Name _____

Date _____

COLORING ACTIVITY

Color the picture below.




Name _____

Date _____

COLORING ACTIVITY

Color the picture below.




Name _____

Date _____

COLORING ACTIVITY

Color the picture below.



Name _____

Date _____

COLORING ACTIVITY

Color the picture below.

