

INSTRUMENTS

ESL WORKBOOK



Name _____


Date _____

MUSICAL INSTRUMENTS

Identify the pictures below. Use the word bank below to name each picture.









Word Bank:

electric guitar	tambourine	cello	harp
-----------------	------------	-------	------

Name _____


Date _____

MUSICAL INSTRUMENTS

Identify the pictures below. Use the word bank below to name each picture.









Word Bank:

violin	guitar	accordion	saxophone
--------	--------	-----------	-----------

Name _____

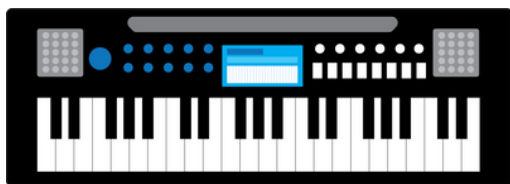
Date _____

MUSICAL INSTRUMENTS

Identify the pictures below. Use the word bank below to name each picture.









Word Bank:

xylophone	keyboard	drum set	maracas
-----------	----------	----------	---------

Name _____

Date _____

MUSICAL INSTRUMENTS

Identify the pictures below. Use the word bank below to name each picture.









Word Bank:

recorder	triangle	trombone	piano
----------	----------	----------	-------

Name _____

Date _____

SENTENCE WRITING

Look at the picture below. Write a sentence that tells about the picture.



Name _____

Date _____

SENTENCE WRITING

Look at the picture below. Write a sentence that tells about the picture.



Name _____

Date _____

SENTENCE WRITING

Look at the picture below. Write a sentence that tells about the picture.




Name _____

Date _____

SENTENCE WRITING

Look at the picture below. Write a sentence that tells about the picture.



Name _____

Date _____

SENTENCE WRITING

Look at the picture below. Write a sentence that tells about the picture.




Name _____

Date _____

SENTENCE WRITING

Look at the picture below. Write a sentence that tells about the picture.



Name _____

Date _____

SENTENCE WRITING

Look at the picture below. Write a sentence that tells about the picture.




Name _____

Date _____

SENTENCE WRITING

Look at the picture below. Write a sentence that tells about the picture.



Name _____

Date _____

SENTENCE WRITING

Look at the picture below. Write a sentence that tells about the picture.



Name _____

Date _____

MY FAVORITE SONG

What is your favorite song? What is it about?

Handwriting practice lines consisting of solid top and bottom lines with a dashed middle line. There are 10 sets of these lines for writing practice.



Name _____

Date _____

MY FAVORITE INSTRUMENT

What is your favorite musical instrument?

Handwriting practice lines consisting of solid top and bottom lines with a dashed middle line. There are 10 sets of these lines for writing practice.



Name _____

Date _____

COUNTING ACTIVITY



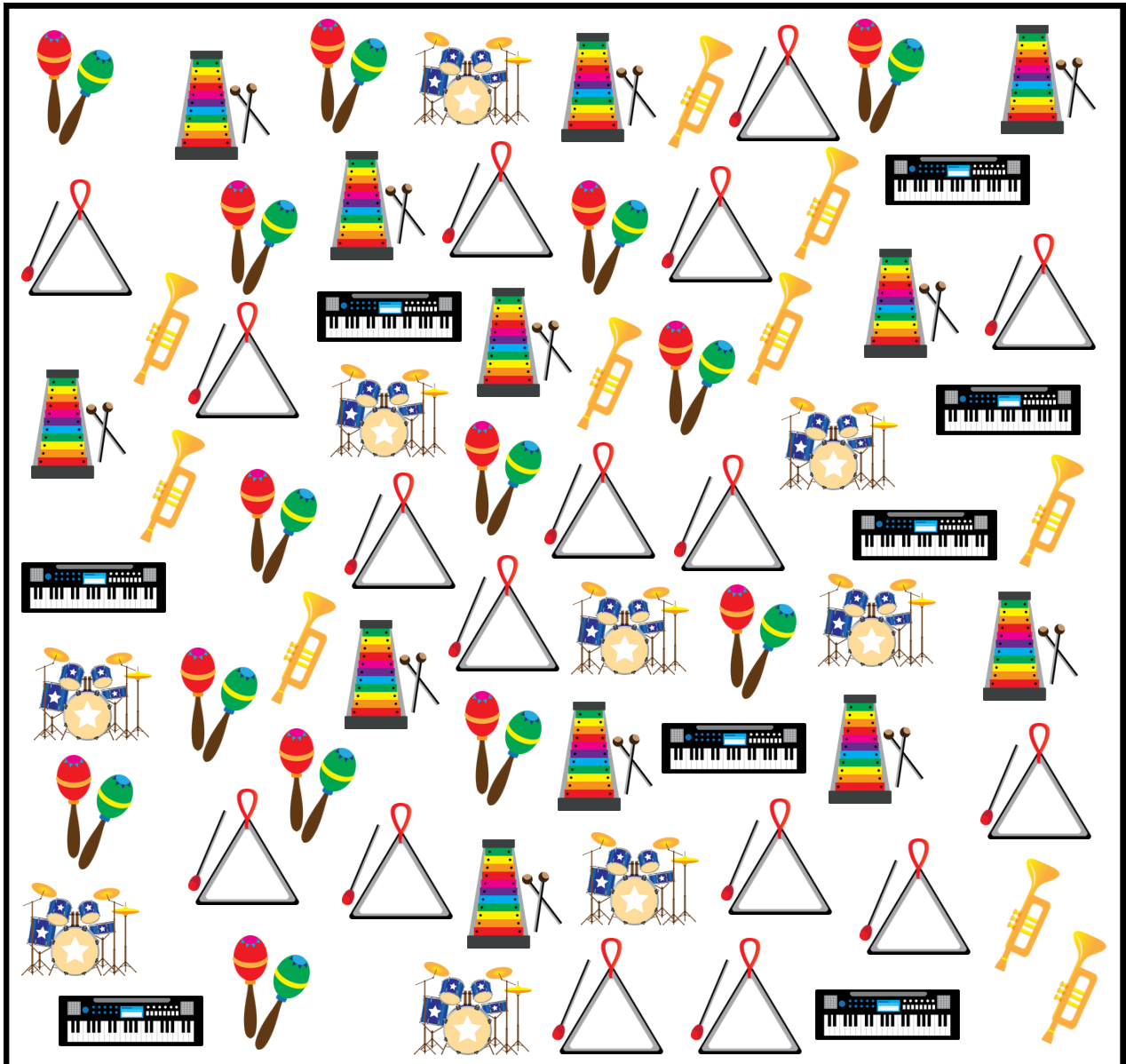
Find and count the following items.






Name _____

Date _____

COUNTING ACTIVITY



Find and count the following items.




Name _____

Date _____


GRAPHING ACTIVITY

Find and graph the items listed. Then answer the questions below.



How many of each?









Which item did you find the most of? _____


Which item did you find the least of? _____

Name _____


Date _____


GRAPHING ACTIVITY


Find and graph the items listed. Then answer the questions below.




How many of each?









Which item did you find the most of? _____

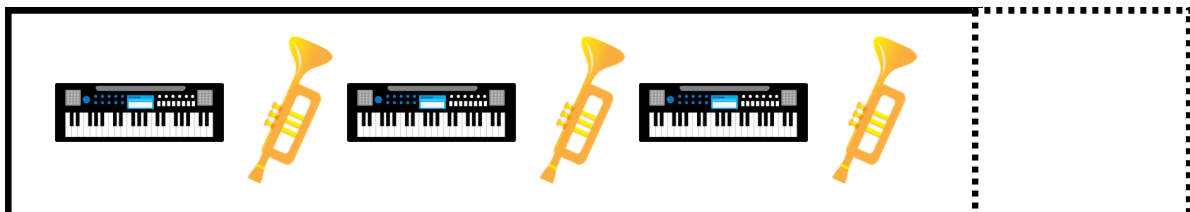

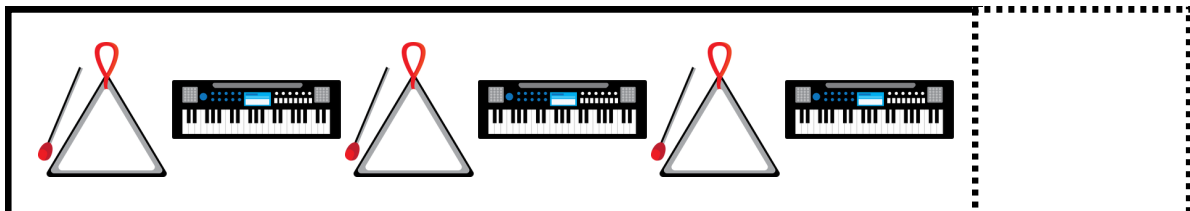
Which item did you find the least of? _____

Name _____

Date _____

COMPLETE THE PATTERN

Look at the patterns below. Cut out the images at the bottom. Paste the image that comes next in each pattern.

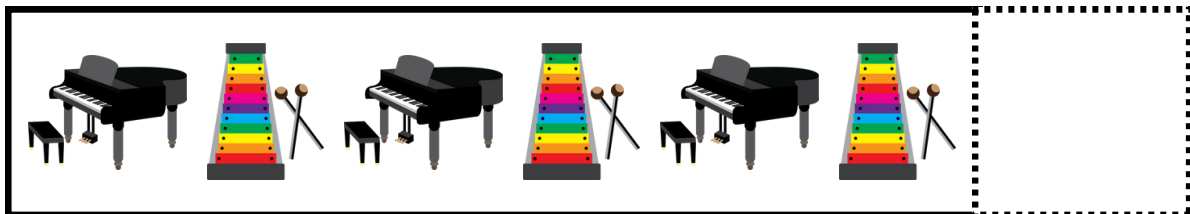



Name _____

Date _____

COMPLETE THE PATTERN

Look at the patterns below. Cut out the images at the bottom. Paste the image that comes next in each pattern.









Name _____

Date _____

COMPLETE THE PATTERN

Look at the patterns below. Cut out the images at the bottom. Paste the image that comes next in each pattern.



Name _____

Date _____

COLORING ACTIVITY

Color the picture below.




Name _____

Date _____

COLORING ACTIVITY

Color the picture below.




Name _____

Date _____

COLORING ACTIVITY

Color the picture below.



Name _____

Date _____

COLORING ACTIVITY

Color the picture below.



Name _____

Date _____

COLORING ACTIVITY

Color the picture below.



Name _____

Date _____

COLORING ACTIVITY

Color the picture below.

