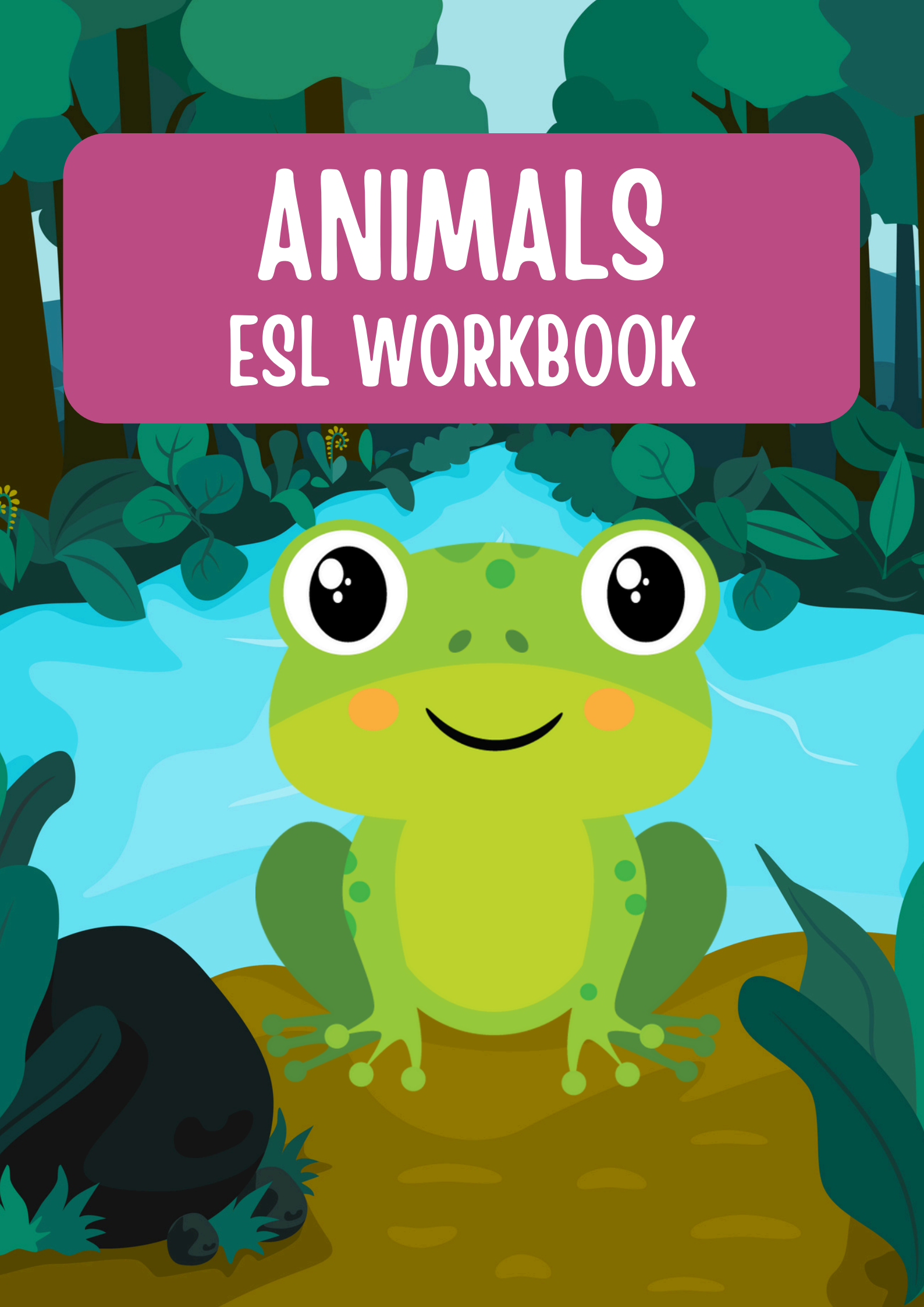


ANIMALS

ESL WORKBOOK



Name _____

Date _____

ANIMALS

Identify the pictures below. Use the word bank below to name each picture.




.....



.....



.....



.....

Word Bank:


cat	goose	dog	duck
-----	-------	-----	------

Name _____

Date _____

ANIMALS

Identify the pictures below. Use the word bank below to name each picture.




.....



.....



.....



.....

Word Bank:

iguana	frog	lizard	tortoise
--------	------	--------	----------

Name _____

Date _____

ANIMALS

Identify the pictures below. Use the word bank below to name each picture.



.....



.....



.....



.....

Word Bank:

kiwi	quail	ostrich	parrot
------	-------	---------	--------

Name _____

Date _____

ANIMALS

Identify the pictures below. Use the word bank below to name each picture.



.....



.....



.....



.....

Word Bank:

sloth	panda	owl	koala
-------	-------	-----	-------

Name _____

Date _____

ANIMALS

Identify the pictures below. Use the word bank below to name each picture.



.....



.....



.....



.....

Word Bank:


anteater	skunk	crow	penguin
----------	-------	------	---------

Name _____

Date _____

ANIMALS

Identify the pictures below. Use the word bank below to name each picture.




.....



.....



.....



.....

Word Bank:

elephant	monkey	rhinoceros	zebra
----------	--------	------------	-------

Name _____

Date _____

ANIMALS

Identify the pictures below. Use the word bank below to name each picture.



.....



.....



.....



.....

Word Bank:


fox	tiger	squirrel	lion
-----	-------	----------	------

Name _____


Date _____

ANIMALS

Identify the pictures below. Use the word bank below to name each picture.



.....



.....



.....



.....

Word Bank:


ladybug	worm	caterpillar	ant
---------	------	-------------	-----

Name _____

Date _____

ANIMALS


Identify the pictures below. Use the word bank below to name each picture.



.....



.....



.....



.....

Word Bank:


crab	jellyfish	fish	octopus
------	-----------	------	---------

Name _____

Date _____

SENTENCE WRITING

Look at the picture below. Write a sentence that tells about the picture.




Name _____

Date _____

SENTENCE WRITING

Look at the picture below. Write a sentence that tells about the picture.




Name _____

Date _____

SENTENCE WRITING

Look at the picture below. Write a sentence that tells about the picture.




Name _____

Date _____

SENTENCE WRITING

Look at the picture below. Write a sentence that tells about the picture.




Name _____

Date _____

SENTENCE WRITING

Look at the picture below. Write a sentence that tells about the picture.



Name _____

Date _____

SENTENCE WRITING

Look at the picture below. Write a sentence that tells about the picture.



Name _____

Date _____

SENTENCE WRITING

Look at the picture below. Write a sentence that tells about the picture.



Name _____

Date _____

SENTENCE WRITING

Look at the picture below. Write a sentence that tells about the picture.




Name _____

Date _____

SENTENCE WRITING

Look at the picture below. Write a sentence that tells about the picture.



Name _____

Date _____

MY FAVORITE ANIMAL

What is your favorite animal?

Handwriting practice lines consisting of solid top and bottom lines with a dotted midline. There are 10 sets of these lines for writing practice.




Name _____

Date _____

MY DREAM PET

What is your dream pet? What does your dream pet need?

A cartoon illustration of a boy with black hair, wearing a red t-shirt and grey shorts, smiling and feeding a brown chicken with a pink bowl of yellow food. The background is white with horizontal lines.

Name _____

Date _____

COUNTING ANIMALS



Find and count the following items.





Name _____

Date _____

COUNTING ANIMALS



Find and count the following items.





Name _____





Date _____

GRAPHING ACTIVITY

Find and graph the items listed. Then answer the questions below.



How many of each?

<input type="text"/>		<input type="text"/>	
<input type="text"/>		<input type="text"/>	

Which item did you find the most of? _____



Which item did you find the least of? _____

Name _____

Date _____

GRAPHING ACTIVITY

Find and graph the items listed. Then answer the questions below.



How many of each?



Which item did you find the most of? _____







Which item did you find the least of? _____

Name _____

Date _____

COMPLETE THE PATTERN

Look at the patterns below. Cut out the images at the bottom. Paste the image that comes next in each pattern.








Name _____

Date _____

COMPLETE THE PATTERN

Look at the patterns below. Cut out the images at the bottom. Paste the image that comes next in each pattern.





Name _____

Date _____

COMPLETE THE PATTERN

Look at the patterns below. Cut out the images at the bottom. Paste the image that comes next in each pattern.









Name _____

Date _____

COMPLETE THE PATTERN

Look at the patterns below. Cut out the images at the bottom. Paste the image that comes next in each pattern.



Name _____

Date _____

COLORING ACTIVITY

Color the picture below.



Name _____

Date _____

COLORING ACTIVITY

Color the picture below.




Name _____

Date _____

COLORING ACTIVITY

Color the picture below.




Name _____

Date _____

COLORING ACTIVITY

Color the picture below.




Name _____

Date _____

COLORING ACTIVITY

Color the picture below.



Name _____

Date _____

COLORING ACTIVITY

Color the picture below.

